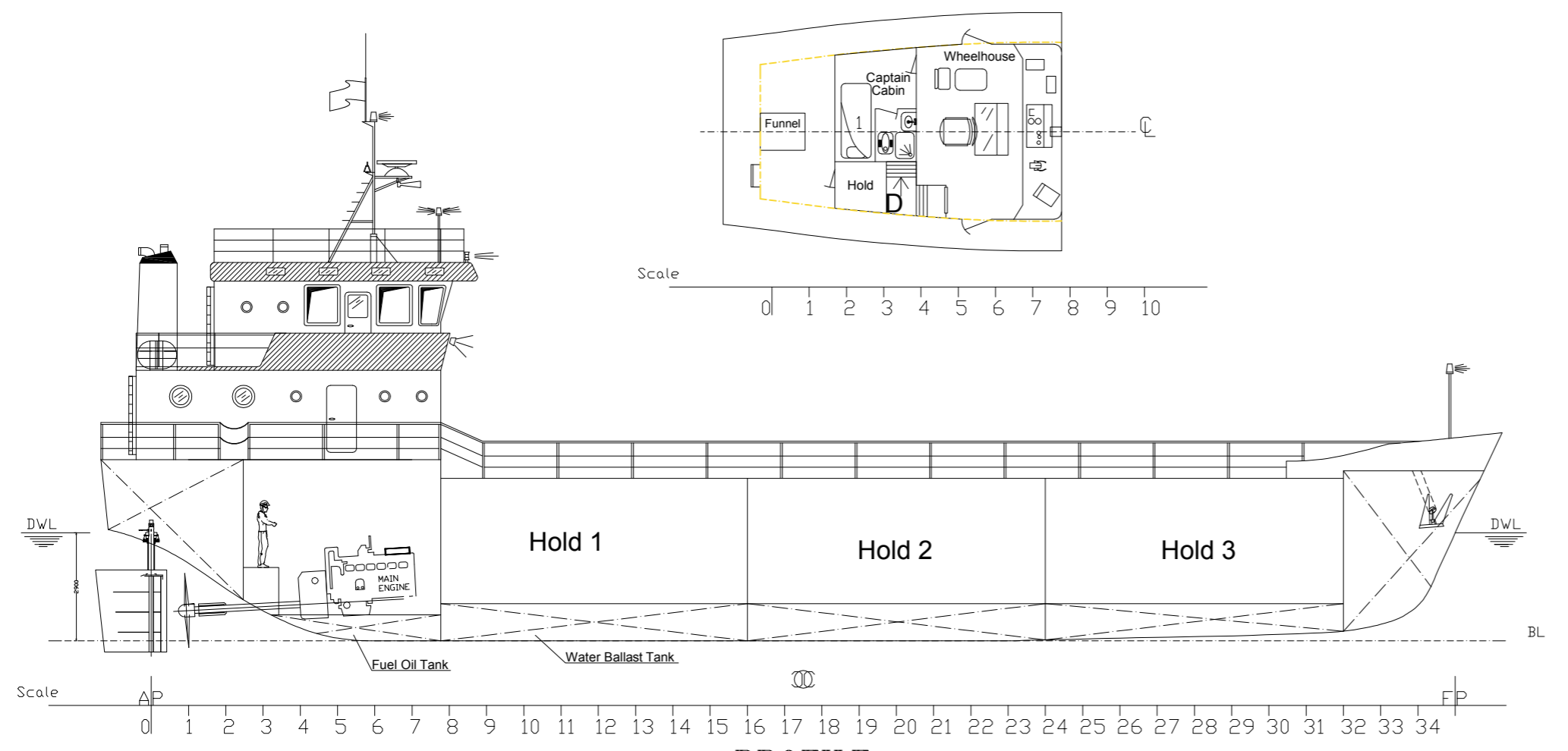
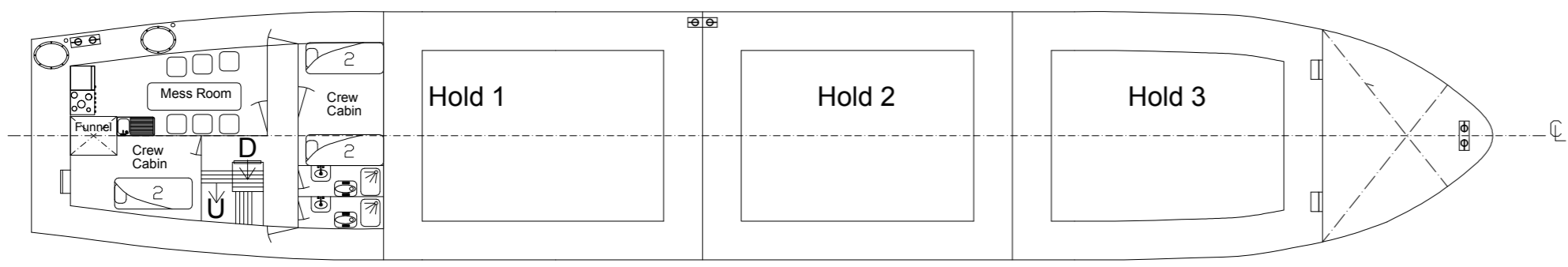
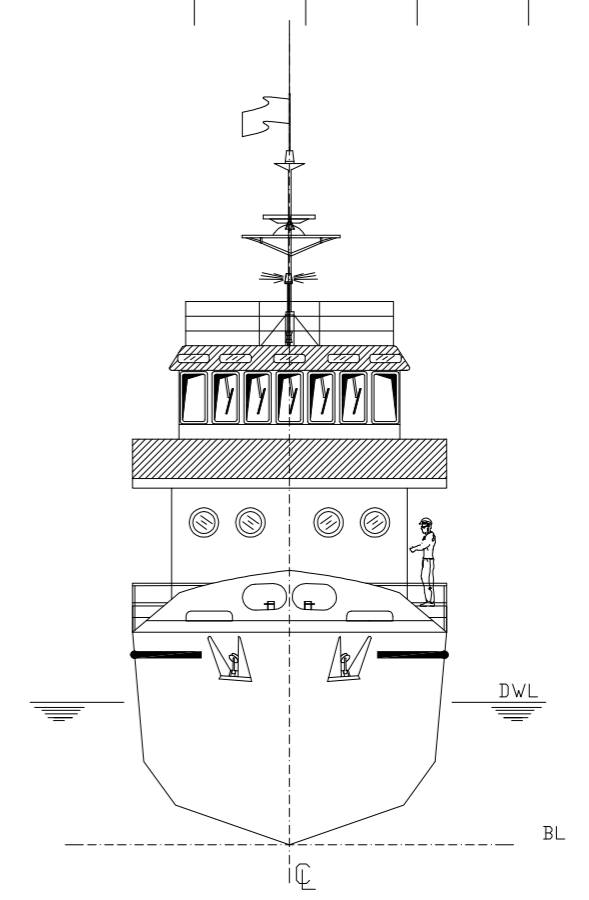


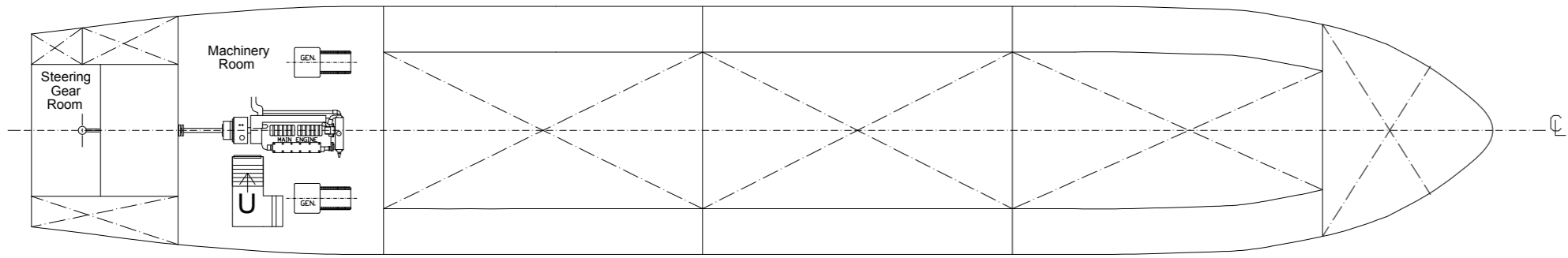
REV.NO	DATE	REVISION BY	CHECKED	MRDC APPROVAL	CLASS APPROVAL
1					



PROFILE



MAIN DECK



UNDER DECK

PRINCIPAL PARTICULAR		
Length Overall	37.610	mm
Length Water Line	35.829	mm
LBP	35.000	mm
Breadth Moulded	6.40	mm
Draft Loaded	2.90	mm
Midship Depth	4.363	mm
Clear deck area	150	m2
Ballast Seawater Tanks	---	m3
Fuel Oil Tank Cap.	15.3	ton
Fresh Water Tank Cap.	6	ton
Max. Speed at Full Load	12	knot
Total Deadweight	250	ton
Displacement	400	ton
Light Ship Weight	150	ton
Engine	750	HP
Propeller Diameter	1600	mm
Open Sea	Restricted Service	
Sea Endurance	day	
Range at Cruising Speed	2000	mile
Sea State		
Accommodation	7	crew
Classification		

CLIENT:	PROJECT:		
DRAWING TITLE: GENERAL ARRANGEMENT PRELIMINARY ISSUE			
DESIGNED:			
DRAWN:			
CHECKED:	PROJECT No:	DRAWING No:	
APPROVED:	PART LIST No:	REFERRED TO:	
	SHEET No: 1 OF 1	DIM: mm	SCALE: DATE: